

TACT switch

TSTC type

TSTC04 Series



(size : 12×12×h) Vertical & Side push Surface mount type

T
S
T

■ Features

- Surface mount type tact switch.
- Reflow solderable.
- Horizontal operating direction.
- Dust&Moisture protective structure.

■ Applications

- Various controls for devices in automotive.
- Controls for image/sound devices, radio equipment.
- Operating signal input switches, etc.

■ Main Specifications

Rating	50mA 12V DC
Travel	0.3±0.1mm
Contact Resistance	100mΩ Max
Operating temperature	-20°C~70°C (45%-85% RH)
Bounce	5m sec Max
Operating Force	160±40gf 250±60gf
Operating Life(Cycle)	100,000 100,000

■ Products Line

TSTC04 - □□□□□ □□
(Products No.) (O/F)

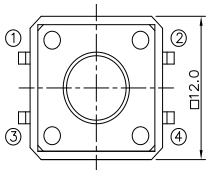
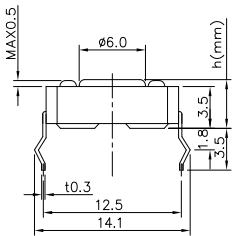
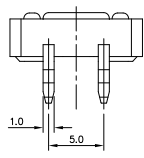
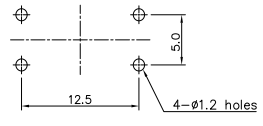
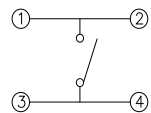
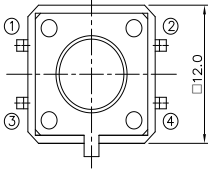
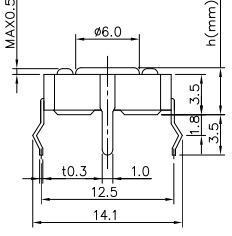
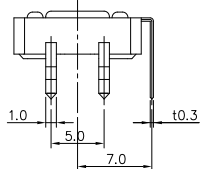
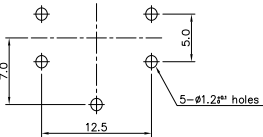
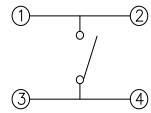
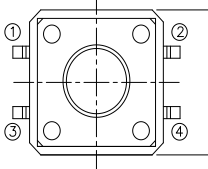
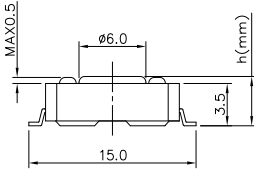
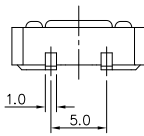
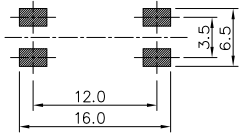
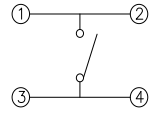
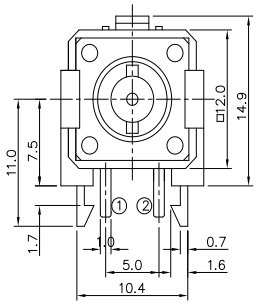
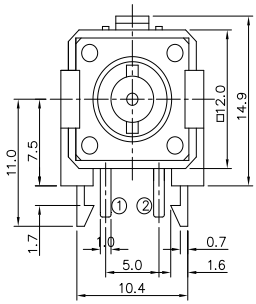
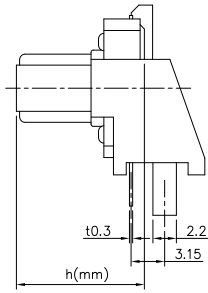
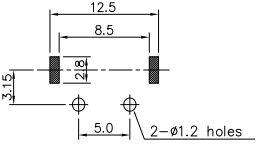
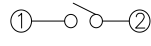
Products No.	O/F	O/D	Terminal Type	Guide Boss	Drawing No
AA00□	□□	Vertical	StAndard	With-out	1
AA0W□	□□			With	2
CL00□	□□		L-bent	With-out	3
BPOW□	□□	Horizontal	P-bent	With	4

Height □		Height □		Height □		Height □	
4.3mm	A	7.3mm	F	7.3mm	G	12.0mm	H
5.0mm	B						
7.5mm	C						
9.5mm	D						
12.0mm	E						

Operating Force □□	
160±50gf	16
250±70gf	25

■ Dimensions

TSTC04-□□□□ □□

No.	3D Style	Dimension Type (Unit : mm)	PCB pattern dimension Circuit Diagram																				
1	AA00□ □□	 <table border="1" data-bbox="901 257 1077 436"> <thead> <tr> <th>□</th> <th>h</th> <th>□</th> <th>h</th> </tr> </thead> <tbody> <tr> <td>A</td> <td>4.3</td> <td>E</td> <td>12</td> </tr> <tr> <td>B</td> <td>5.0</td> <td>F</td> <td>7.3</td> </tr> <tr> <td>C</td> <td>7.5</td> <td>G</td> <td>7.3</td> </tr> <tr> <td>D</td> <td>9.5</td> <td>H</td> <td>12</td> </tr> </tbody> </table>  	□	h	□	h	A	4.3	E	12	B	5.0	F	7.3	C	7.5	G	7.3	D	9.5	H	12	 
	□	h	□	h																			
A	4.3	E	12																				
B	5.0	F	7.3																				
C	7.5	G	7.3																				
D	9.5	H	12																				
2	AA0W□ □□	 <table border="1" data-bbox="901 716 1077 896"> <thead> <tr> <th>□</th> <th>h</th> <th>□</th> <th>h</th> </tr> </thead> <tbody> <tr> <td>A</td> <td>4.3</td> <td>E</td> <td>12</td> </tr> <tr> <td>B</td> <td>5.0</td> <td>F</td> <td>7.3</td> </tr> <tr> <td>C</td> <td>7.5</td> <td>G</td> <td>7.3</td> </tr> <tr> <td>D</td> <td>9.5</td> <td>H</td> <td>12</td> </tr> </tbody> </table>  	□	h	□	h	A	4.3	E	12	B	5.0	F	7.3	C	7.5	G	7.3	D	9.5	H	12	 
	□	h	□	h																			
A	4.3	E	12																				
B	5.0	F	7.3																				
C	7.5	G	7.3																				
D	9.5	H	12																				
3	CLO0□ □□	 <table border="1" data-bbox="901 1176 1077 1355"> <thead> <tr> <th>□</th> <th>h</th> <th>□</th> <th>h</th> </tr> </thead> <tbody> <tr> <td>A</td> <td>4.3</td> <td>E</td> <td>12</td> </tr> <tr> <td>B</td> <td>5.0</td> <td>F</td> <td>7.3</td> </tr> <tr> <td>C</td> <td>7.5</td> <td>G</td> <td>7.3</td> </tr> <tr> <td>D</td> <td>9.5</td> <td>H</td> <td>12</td> </tr> </tbody> </table>  	□	h	□	h	A	4.3	E	12	B	5.0	F	7.3	C	7.5	G	7.3	D	9.5	H	12	 
	□	h	□	h																			
A	4.3	E	12																				
B	5.0	F	7.3																				
C	7.5	G	7.3																				
D	9.5	H	12																				
4	BPOW□ □□	 <table border="1" data-bbox="901 1624 1077 1803"> <thead> <tr> <th>□</th> <th>h</th> <th>□</th> <th>h</th> </tr> </thead> <tbody> <tr> <td>A</td> <td>3.05</td> <td>E</td> <td>10.8</td> </tr> <tr> <td>B</td> <td>3.8</td> <td>F</td> <td>6.05</td> </tr> <tr> <td>C</td> <td>6.3</td> <td>G</td> <td>6.05</td> </tr> <tr> <td>D</td> <td>8.25</td> <td>H</td> <td>10.8</td> </tr> </tbody> </table>  	□	h	□	h	A	3.05	E	10.8	B	3.8	F	6.05	C	6.3	G	6.05	D	8.25	H	10.8	 
	□	h	□	h																			
A	3.05	E	10.8																				
B	3.8	F	6.05																				
C	6.3	G	6.05																				
D	8.25	H	10.8																				

T
S
T